

First Time Using the Database

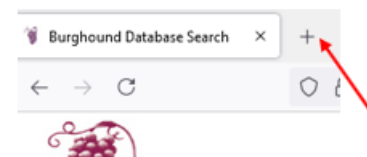
How to Maximize the Search Features/Options

The DATABASE LOGOUT is a required field:

- 1) **You must always LOG OUT of the Database, including on your mobile device. You can only be logged in to one device at a time.** The **DATABASE LOGOUT** is conveniently located on the top of every page. When you log out successfully you will see the image at right on your screen.
- 2) This was set up to prevent the sharing of a single account. Access to Burghound content is only for the subscriber. **Our automated system detects sharing and interrupts access.**
- 3) To go to a new website, but keep the Database open, open a new tab on your browser, or you will leave the Database without logging out.
- 4) If you leave the Database web page, or navigate to another website without opening a new browser tab, and without logging out, you'll be automatically locked out. You will be able to log in again after one hour of inactivity. If someone has your login credentials, you may be locked out indefinitely. Burghound access is only for the subscriber and login credentials should not be shared.
- 5) So if you forget to log out at work, for example, once you get home and want to log back in, as long as one hour of inactivity has passed, you are good to go. You may access the Database on several devices, but **only one at a time**, and only if you are logged out of all your *other* devices.
- 6) **There is no timeout.** You can stay logged in on one device, as long as your browser is set to work properly with cookies. But keep in mind security controls on each browser differ so it will not be an indefinite log-in. You may access on several devices, but only one at a time. For browser setting info click on DATABASE HELP at the top of any page of the database and click on the appropriate PDF link.
- 7) Occasionally you can log in to the Journals/Issues website and not the Database website – or vice versa (two separate websites accessed with the same login credentials). If you have verified your subscription has not expired (www.burghound.com>Member Info/Login>Edit my Profile), you just have to clear cookies from your browser. For info on clearing cookies click on DATABASE HELP at the top of any page of the database and click on the appropriate PDF link.
- 8) Login Failed Message means you are entering the wrong login credentials and should check your password (Forgot My Password is under Member Info/Login), or your subscription has expired.
- 9) If you get kicked out of the Database while actively searching, you need to reset your browser to work with cookies which are necessary for the Database search features. Also, keep in mind, if you are traveling or have intermittent wi-fi access – it doesn't have to be obvious, but just **enough**, such as at some hotels or wireless networks – then you may be dropped from the Database without logging out and have to wait an hour to re-log in. To get instructions on how to set your browser to work with cookies, go to DATABASE HELP and click on "browser setting information".

You are now logged out.

- Home
- Selection of the Week
- Contact Us
- Burghound DB Log back in



The QUICK [KEYWORD] SEARCH at the top of the screen is easy to use:

- 1) Start typing any vintage, producer and/or wine and as you type you will see options available to you for wines that are *IN* the Database. You will see up to the top 60 matches listed. From there you can fine tune-your search. Note that if Allen reviewed the same wine 5 times, it may be listed 5 times in the dropdown list.
- 2) After typing in the **QUICK SEARCH** field, just hit **ENTER** on your keyboard to see your results (or select from the dropdown list, although more detailed results including score, drinking window, etc. will be shown in a chart if you hit **ENTER**). If a wine does *not* appear, use the Advanced Search to verify you didn't miss it. If it still does not appear, it has not been reviewed.
- 3) Using more search criteria will give you more refined results. Simply entering a **VINTAGE** will give you a very wide range. Entering a **VINTAGE and PRODUCER** helps to limit your search results. Entering **VINTAGE, PRODUCER and WINE NAME**, i.e. 1990 Coche Corton, provides the tightest results.
- 4) Do *not* enter "Domaine" or "Maison" or "Château" – it is too limiting. Many producers have both a "Maison" and a "Domaine". Do not limit your results.
- 5) Do *not* enter "les" or "aux" since these change for each producer.

Here are several examples:

In the image at the right, I've just entered a producer – "rousseau" – and 50 options have appeared in the dropdown list. I can hit **ENTER** on the keyboard to get the most detailed results, or select from the 50 listed or narrow my search using other fields. Results in the dropdown list are sorted first by year, then wine, then producer.

QUICK SEARCH [What's this?]

rousseau

2018 Domaine Armand **Rousseau** Père et Fils Chambertin Grand Cru Red Burgundy
2018 Domaine Armand **Rousseau** Père et Fils Chambertin-Clos de Bèze Grand Cru Red Burgundy
2018 Domaine Armand **Rousseau** Père et Fils Charmes-Chambertin Grand Cru Red Burgundy
2018 Domaine Armand **Rousseau** Père et Fils Clos de la Roche Grand Cru Red Burgundy
2018 Domaine Armand **Rousseau** Père et Fils Gevrey-Chambertin Villages Red Burgundy
2018 Domaine Armand **Rousseau** Père et Fils Gevrey-Chambertin "Clos du Chateau" Villages Red Burgundy
2018 Domaine Armand **Rousseau** Père et Fils Gevrey-Chambertin "Clos St. Jacques" 1er Cru Red Burgundy
2018 Domaine Armand **Rousseau** Père et Fils Gevrey-Chambertin "Lavaut St. Jacques" 1er Cru Red Burgundy
2018 Domaine Armand **Rousseau** Père et Fils Gevrey-Chambertin "Les Cazetiers" 1er Cru Red Burgundy
2018 Domaine Armand **Rousseau** Père et Fils Mazy-Chambertin Grand Cru Red Burgundy
2018 Domaine Armand **Rousseau** Père et Fils Ruchottes-Chambertin - Clos des Ruchottes Grand Cru Red Burgundy
2018 Domaine Cyrot-Buthiau Santenay "Clos **Rousseau**" 1er Cru Red Burgundy
2018 Domaine Sylvain Morev Santenay "Grand Clos **Rousseau**" 1er Cru Red Burgundy

If I want a specific producer, which eliminates *wines* with the producer name in them (i.e. Clos Rosseau by Domaine Cyrot-Buthiau in the example above), I can narrow the search by typing "armand rousseau". Before I even finish typing, options start to appear. I can select a wine from this dropdown list, or simply hit **ENTER** on the keyboard once results start to drop down, to see all of the results in a detailed table below.

Listing notes 1 to 75 of 555 notes found from 111750 tasting notes searched (♥ = outstanding)

Vintage	Wine	Producer	Score	Drinking Window	Review	Date	Issue	Compare (optional) ?
2005 750 ml	Chambertin Grand Cru Red	Domaine Armand Rousseau Père et Fils	99	2025+	View	Jan 01, 2008	29	<input type="checkbox"/>
2016 750 ml	Chambertin-Clos de Bèze Grand Cru Red	Domaine Armand Rousseau Père et Fils	98	2041+	View	Jan 10, 2019	73	<input type="checkbox"/>
2015 750 ml	Chambertin Grand Cru Red	Domaine Armand Rousseau Père et Fils	98	2037+	View	Jan 15, 2018	69	<input type="checkbox"/>
2005 750 ml	Chambertin Grand Cru Red	Domaine Armand Rousseau Père et Fils	98	Try from 2030+	View	Apr 25, 2016		<input type="checkbox"/>
2005 750 ml	Chambertin-Clos de Bèze Grand Cru Red	Domaine Armand Rousseau Père et Fils	98	Try from 2025+	View	Jun 14, 2015		<input type="checkbox"/>
1962 750 ml	Chambertin-Clos de Bèze Grand Cru Red	Domaine Armand Rousseau Père et Fils	98	Now	View	Mar 05, 2013		<input type="checkbox"/>
2010 750 ml	Chambertin Grand Cru Red	Domaine Armand Rousseau Père et Fils	98	2027+	View	Jan 14, 2013	49	<input type="checkbox"/>
1991 Magnum	Chambertin Grand Cru Red	Domaine Armand Rousseau Père et Fils	98	Now+	View	Nov 16, 2012		<input type="checkbox"/>
2009 750 ml	Chambertin Grand Cru Red	Domaine Armand Rousseau Père et Fils	98	2029+	View	Jan 10, 2012	45	<input type="checkbox"/>
2005 750 ml	Chambertin-Clos de Bèze Grand Cru Red	Domaine Armand Rousseau Père et Fils	98	2020+	View	Jan 01, 2008	29	<input type="checkbox"/>
2018	Chambertin	Domaine Armand Rousseau Père et Fils	97	2038+	View	Jan 10, 2021	81	<input type="checkbox"/>

You can fine-tune your search by adding additional criteria. If I enter only a vintage, that doesn't set enough parameters for a search.

If I enter a vintage *and* producer, I again get a long list. Only the first 60 show on the screen. Adding more search criteria in the optional filter fields below will fine-tune the search.

If I enter a vintage, producer *and* wine name (such as "2005 mugnier musigny"), I get a complete list of all 11 wines reviewed that meet my search criteria. I can select one of them, or if I hit **ENTER** after options appear in the dropdown menu, I will see a chart at the bottom of the screen with the score, drinking window and more information. On the far right of the table, I can select which ones I want to view or compare. Once I've selected the wines to compare, I can click the gray VIEW COMPARE button at the bottom of the table to read Allen's reviews for all wines selected to compare.

QUICK SEARCH [[What's this?](#)]

- 2005 mugnier musi
- 2005 Domaine Jacques-Frédéric Mugnier Chambolle-Musigny Villages Red Burgundy
- 2005 Domaine Jacques-Frédéric Mugnier Chambolle-Musigny Villages Red Burgundy
- 2005 Domaine Jacques-Frédéric Mugnier Chambolle-Musigny "Les Amoureuses" 1er Cru Red Burgundy
- 2005 Domaine Jacques-Frédéric Mugnier Chambolle-Musigny "Les Fuées" 1er Cru Red Burgundy
- 2005 Domaine Jacques-Frédéric Mugnier Chambolle-Musigny "Les Amoureuses" 1er Cru Red Burgundy
- 2005 Domaine Jacques-Frédéric Mugnier Chambolle-Musigny "Les Amoureuses" 1er Cru Red Burgundy
- 2005 Domaine Jacques-Frédéric Mugnier Chambolle-Musigny "Les Fuées" 1er Cru Red Burgundy
- 2005 Domaine Jacques-Frédéric Mugnier Chambolle-Musigny "Les Fuées" 1er Cru Red Burgundy
- 2005 Domaine Jacques-Frédéric Mugnier Musigny Grand Cru Red Burgundy
- 2005 Domaine Jacques-Frédéric Mugnier Musigny Grand Cru Red Burgundy
- 2005 Domaine Jacques-Frédéric Mugnier Musigny Grand Cru Red Burgundy

Compare Wines:

4

VIEW COMPARE

CLEAR COMPARE

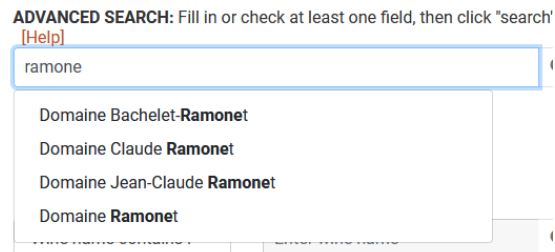
The ADVANCED [GENERAL] SEARCH provides several search options:

PRODUCER FIELD

- 1) As soon as you start typing in the **PRODUCER FIELD**, a dropdown list will appear. As a rule YOU WILL NOT select from the dropdown list, but use it as a spelling and producer guide.

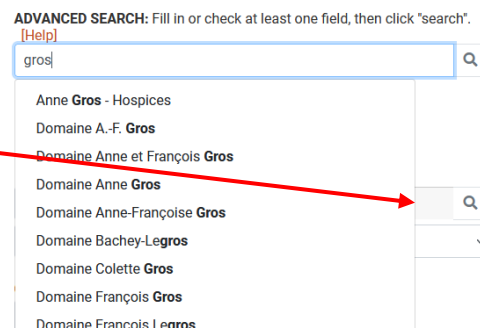
Example 1: French domaine names can be very confusing, so we have a dropdown feature on the **PRODUCER** field to help provide guidance. In the image on the right, when I start to spell out "ramonet", as soon as I have typed "ramone" in the field, a few options appear. **It is extremely important for subscribers to remember that producer names have changed over the years**

and there are multiple family options! So if you chose *Domaine Ramonet*, you would miss all wines after 2014 when the name was changed to *Domaine Jean-Claude Ramonet*. So it is best to just type "ramonet" and hit **ENTER** and just use the dropdown as a *guide* to spelling and producer names, and not necessarily pick a producer from the list – unless you are 100% sure of what you are looking for.



Example 2: As another example of why you rarely select from the dropdown list in the producer field, let's use Leroy. As soon as I type "Leroy," I see 3 options with one being Maison and the other Domaine (the third for the Champagne house Duval-Leroy). If I choose **MAISON** Leroy from the dropdown list, I will get (as of July 2021) 216 notes...but I WON'T get the 606 notes under **DOMAINE** LEROY. That is why you should just type Leroy and hit **ENTER on your keyboard** (or the **SEARCH** button) and then results will include all of her maison and domaine wines. You can always fine tune from there.

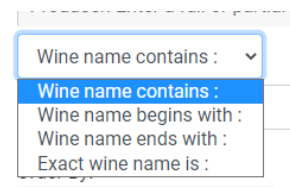
- 2) **Do not enter "Domaine" or "Maison" or "Château."** As noted above, many domaines use one or more designations and it will limit your search.
- 3) You never have to input accents or characters such as é, ô, â, ç, etc.
- 4) To get to the next field, either move your cursor to the box to the right of **WINE NAME CONTAINS** or hit Tab on your keyboard, since it is hard to see the field if you have a long dropdown list of producer names.



- 5) In the **PRODUCER** field ONLY you may enter **DRC** as an abbreviation for the Domaine de la Romanée-Conti (*not* in the **QUICK SEARCH** field).
- 6) Keep in mind this is Burgundy! As an example of how confusing things can be, in this instance let's look up a Gros wine...as soon as I input "Gros" in the producer field, you can see the numerous options (above), which can be extremely confusing with so many family/producer options! But at least the dropdown feature will get you CLOSER to what you are looking for and you can then narrow your search from a wide variety of options.

WINE NAME CONTAINS OPTIONS:

- 1) **WINE NAME CONTAINS** is the **default** setting since it is the best option to search with. As an example, as soon as you start typing "amour" (less is more) you can hit enter and you will get all the results in the Database for Amoureuuses. From there you can fine tune your search.
- 2) If you want to find a wine such as the grand cru Musigny, you will change to **WINE NAME BEGINS WITH** since using "Wine Name *Contains*" would also give you results for Chambolle-, etc. (Same with a search for the grand cru Chambertin, so you don't get Puligny-, Gevrey-, etc.) You can also select grand cru as a level.
- 3) It is rare (if ever) that you would use **EXACT WINE NAME IS**, because in the Musigny example, you would not get results for "Musigny – Vieilles Vignes" or any other designations.
- 4) Do not enter "les" or "aux" since these change for each producer.



ALL VINTAGES OPTIONS:

- 1) The Database is set to default to **ALL VINTAGES**, unless you use the pulldown to make a selection.
- 2) There are options of set vintage ranges as well as individual vintages back to 1845.

ORDER BY OPTIONS:

- 1) At the request of subscribers, **ORDER BY** defaults to **SCORE**.
- 2) You may choose to sort your results by **WINE NAME, GC/1ER/VILLAGES** (for Burgundy and Champagne), **DATE TASTED, VINTAGE OLDEST TO RECENT, VINTAGE RECENT TO OLDEST, OR PRODUCER**.

Using the NEW SEARCH button:

- 1) Clicking on this option will clear all of your former search parameters and set you up for a new search.
- 2) It will NOT clear any wines you have selected to COMPARE.
- 3) If after looking at a review, **you want to return to your last search, use the BACK ARROW on your browser instead of New Search.**

Using the CLEAR SEARCH button:

- 1) It is good to be in the habit of selecting **CLEAR SEARCH** so you are sure all previously selected search parameters are removed and don't limit your future searches. If you can't find a specific wine, it may be because you forgot to click the **CLEAR SEARCH** button to remove all previously selected search criteria.
- 2) If I do a search, checking the "drink now" option, then start a new search looking for a 2019 grand cru but forget to click the **CLEAR SEARCH** button, I won't get any results – because my current search contains the "drink now" option, but no 2019 grand cru wines would be designated as "drink now". So I must click the **CLEAR SEARCH** button to start with a clean slate.



- 3) There are two **CLEAR SEARCH** buttons conveniently located on the right and left of the desktop version. You may choose whichever is closest to your cursor – they work identically.
- 4) If you have chosen any *wines to compare* in the results section, they will not be cleared unless you click the **CLEAR COMPARE** button. *The CLEAR COMPARE button does not clear your search criteria.*
- 5) Each page of the Database has a **NEW SEARCH** option at the top, which will also clear all previous search parameters, but not clear wines you have chosen to **COMPARE**.
- 6) **If you want to return to your last search, instead of hitting NEW SEARCH, you will use the BACK ARROW on your browser.**

REFINE YOUR SEARCH with Filters/Defaults:

- 1) On the right side on the desktop version, and below ADVANCED SEARCH on your mobile devices, are additional filters to refine your search. They are optional and if you do not select from them, they will default to the broadest search criteria as shown in the image.
- 2) **Defaults** are set to the widest search criteria, for **COLOR, REGION, ISSUES/[PERSONAL] NOTES, BARREL AND BOTTLE, LEVELS** (the latter for Burgundy and Champagne only). You may change the defaults, i.e. from Barrel AND Bottle to just Bottle, or red for color vs. the default of red/white/rosé, and more.
- 3) You may also choose **TOP VALUE, DON'T MISS, SWEET SPOT** or **DRINK NOW** options. Note the date of each review – if Allen said “drink now” in 2017, it is good to note. You may also *choose* to enter a Minimum Score.
- 4) Collectors interested in older wines not reviewed in the Issues of Burghound, can scroll to the bottom of **ALL ISSUES/NOTES** and select **PERSONAL NOTES**. Also under **SORT BY**, select **DATE TASTED**. As of mid-2021 there were ~12,000 personal notes. You will notice there are no issue numbers listed for wines Allen has reviewed outside of Burghound Issues.

OPTIONAL - REFINE YOUR SEARCH: Filter by ... ?

Red, White or Rosé

All Regions

All Issues/Notes

Barrel and Bottle

All Levels (Burgundy/Champagne)

Show only "top value" wines under \$60; mostly Bourgogne/Villages

Show only "don't miss" best wines rated on quality, regardless of price

Show only "sweet spot" great value at an intermediate level, ~\$60-\$150

Show only "drink now"

Minimum Score: Enter 70 through 99

All Issues/Notes
Issue 19
Issue 18
Issue 17
Issue 16
Issue 15
Issue 14
Issue 13
Issue 12
Issue 11
Issue 10
Issue 9
Issue 8
Issue 7
Issue 6
Issue 5
Issue 4
Issue 3
Issue 2
Issue 1
Personal Notes

COMPARE SELECTED WINES:

- 1) Once your search results appear in the **Database Results** table, you will see checkboxes in the last column, headed **"Compare (optional)"**.
- 2) You may select up to 20 wines to compare. For each wine you want to compare, check the box in its row. When you have finished making your selections (up to 20 wines), click the gray **VIEW COMPARE** button at the bottom or top of the table (they work identically).
- 3) You will see how many wines you have chosen to compare at in the box next to **VIEW COMPARE**.

view	Date	Issue	Compare (optional)
W	Jun 15, 2014	55	<input checked="" type="checkbox"/>

- 4) To clear your selections, click the **CLEAR COMPARE** button. **NOTE:** Using the **CLEAR SEARCH** button will **not** clear wines you have selected. And the **CLEAR COMPARE** button won't clear any search parameters you have selected above, either. **Remember:** the two gray buttons above and below the **Database Results** table are used exclusively for comparing wines.

Compare Wines:

6

VIEW COMPARE

CLEAR COMPARE

REPORT AN ERROR IN THE DATABASE:

- 1) We constantly work to catch errors in the Database. It may be a simple typo, or a problem that occurred when transferring the reviews into the Database from a new Issue.
- 2) At the bottom of every wine review is a link to report errors. When you use the link, the exact review id/location is sent to our BH team: **Reporting an error? We encourage subscribers to help us correct them by [clicking on this link](#). Thank you.**
- 3) **Please note this before you report a potential error:** *There can be confusion about the producer note/vintage date. Please remember that if Allen is visiting a Domaine to discuss the current 2019 vintage, but retastes a 2018 in bottle, then you will see the producer note is for the 2019 vintage. It makes more sense when you are reading an issue rather than when you are looking in the database. Starting with issue 52 we now add to the producer note "the XX's were revisited in bottle" or a similar explanation to make clear that it is a review in bottle of the previous vintage, even though the producer note covers the current vintage.*

We hope the Database becomes your go-to when you are considering what to buy, sell or open! As always, if you have any questions, feel free to write Erica Meadows at MrsBurghound@Burghound.com or Chris Meadows at officeburghound@burghound.com